

ABANA 2010 Conference Program



Welcome to the Conference!

Welcome to the 2010 ABANA Conference. This is a conference based on listening to ABANA members. It is a conference with education in the more traditional aspects of blacksmithing as our priority. At the same time, we also celebrate the tremendous resource we as metalworkers have here in Memphis at the Metal Museum. We start with a keynote address by Jim Wallace, the Founder of the Metal Museum and Carissa Hussong, its Executive Director.

This conference has several new features that we hope that you will not only watch but actively participate in. We have one tent set up as a teaching area with first-class instructors. We have added a “Stump of Nails” – please create a nail in your own style and thus leave your mark. We will have a slide show (the Slide Wars program) for you to show off your best works. To participate, bring a CD or memory stick containing your slides to the Conference Office.

The rest of the features and a rundown of the entire conference are outlined in this program book. See you around the Forge.


Paul Boulay
ABANA President

Table of Contents

Demonstrator Teaching Station	3
Opening Ceremony Highlights	4
Iron: Twenty Ten Reception.....	5
Thanks to Conference Volunteers ...	6
Conference Vendors.....	6
Bealer Award	8
Blacksmith Heritage Award	8
Board and Roundtable Meetings.....	9
Drawing and Design Workshops ...	10
Broom Making Classes	10
Hydra City Sculpture.....	10
CAD Demonstrations	11
Bench of Friendship.....	12
A Blacksmith's Journey Across Europe	12
Family Program Classes.....	13
Conference Schedule.....	14
Conference Sponsors.....	15
Demonstrators Schedule Back Cover	

Information in this program book was the most up-to-date information available in early May when this went to press. It is more current than the color brochure. Further updates will be posted on the bulletin board in the registration area.

Since 1925



Brasstown, North Carolina

John C. Campbell Folk School

www.folkschool.org



Instructors for 2010

Bob Alexander
Jim Batson
Judy Berger
Pete Brandenburg
David Burress
Julie Clark
Jerry Darnell
Roberta Elliott
Mindy & Mark Gardner
Paul Garrett
Lucas House
Ron Howard

Walt Hull
Susan Hutchinson
Rick Jay
Matt Jenkins
Ryan Johnson
John Kraus
Allan Kress
Mitchell Latsch
Jason Lonon
Pat McCarty
Tom McElfresh
Doug Merkel

Daniel Miller
Joe Miller
Jeff Mohr
Dale Morse
Lou Mueller
Darryl Nelson
Ron Newton
Charley Orlando
Chuck Patrick
Howard Pohn
Greg Price
Bill Robertson

Elmer Roush
Robert Schulz
David Smucker
Clay Spencer
Kenneth Thomas
David Tucciarone
Alwin Wagener
Lyle Wheeler
Steve Williamson
Don Witzler

Register for classes online or call us for a free catalog!

1-800-FOLK-SCH
www.folkschool.org



Demonstrator Teaching Station Offers Classes in Tent 4

Tent 4 in the Demonstrators area will be devoted to a teaching station facilitated by Darryl Nelson, Gerald Boggs, and Mark Aspery.

Boggs will teach the fundamentals classes, Aspery will teach the intermediate classes, and Nelson will run the advanced classes.

Boggs' class will explore the basic tenets of blacksmithing using leaf-making as a vehicle. Hammers, hammer swings, and types of blows along with tapers and spreading will get you well on your way as a beginning smith.

Nelson will focus on two and three-dimensional animal heads and the related tooling for his classes. The steps used to complete an animal head in two dimension are very similar to Nelson's three-dimensional heads, but are easier to complete in a short class.

Aspery will demonstrate forge-welding in the gas forge and make a flux

spoon and a barbecue fork for his first class and tool-making for his second class. The tool-making class will focus on a section of his tool-making demonstration given during the conference. This will give some smiths a chance to forge some of the things seen at the demonstration.

Aspery will team up with Patrick Nowak of Scot Forge to present a Friday evening talk about metallurgy and basic heat treatment that will offer practical information. Scot Forge is one of the largest industrial forging operations in the United States.

Don't forget to **bring your personal safety equipment** if you would like to participate in the classes. Some seating is available for those who prefer to watch but not participate.

To participate, check the schedule and pick the class you want, put your name in for the drawing when you check in at registration desk or

shortly thereafter at the Teaching Tent (Tent 4). The drawings will be held approximately two hours prior to each class.

Class rosters will be posted in the teaching area and at the registration desk. Once you are selected for a class we ask that you not enter the lottery drawing again so that as many other people as possible can have a turn at these classes. If you are not drawn for the class you wanted feel free to enter the lottery drawing again for another class.

If you did not win a position in a "Hands-On" class, you are invited to attend as an observer only in the bleacher area. Feel free to watch and take notes. However, kindly stand clear of the immediate teaching areas, giving each student the "elbow room" they deserve. You will appreciate this when you have your turn in a workshop.

THE PIEH LEGACY COLLECTION™

THE BILLY™ TONGS



S7 PUNCHES & CHISELS



CROUCHET FLY PRESS TOOLING



A33 DRIFTS



VICTORY FORGE SPRING SWAGES



HARDY TOOLS



PIEH TOOL COMPANY, INC.™
ARTIST BLACKSMITH • KNIFEMAKER • COPPERSMITH • FARRIER SUPPLIES

LARGEST SOURCE OF BLACKSMITHING SUPPLIES WEST OF THE MISSISSIPPI

ONLINE SHOPPING:
WWW.PIEHTOOLCO.COM
WORLDWIDE SHIPPING

928.554.0700
888.743.4866

661 E. HOWARDS RD., STE J
CAMP VERDE, AZ 86322

DEALER INQUIRIES WELCOME

STORE HOURS:
M-F: 8-5 SAT: 10-3

National Ornamental Metal Museum Execs To Keynote Conference Opening Ceremony

ABANA is pleased to have formed a strong partnership with the National Ornamental Metal Museum to help make the 2010 ABANA Conference an excellent event.

As part of that partnership, Carissa Hussong and James Wallace (the current and founding executive directors of the Museum) will team up to give a joint keynote address at the Opening Ceremony, to be held Wednesday, June 2, from 6:00 – 8:00 pm.

For nearly 30 years, Jim Wallace served as the executive director of the National Ornamental Metal Museum. Under his leadership, the Museum has become one of the leading institutions for the art and craft of fine metalwork.

An accomplished blacksmith, Wallace's work can be found in numerous collections and publications and has been exhibited throughout the United States. He continues to teach in various arts and crafts programs around the country. Wallace has been

awarded fellowships from the Tiffany Foundation, the National Endowment for the Arts and the Tennessee Arts Commission and is a member of the American Craft Council College of Fellows. Wallace was an ABANA Board member and served as President.

Hussong is the current executive director of the Museum. Before taking the reins in 2008, Hussong

was executive director of UrbanArt Commission for the decade after its founding in 1997. She is well aware that Wallace's singular vision created the National Ornamental Metal Museum. "People ask me what my vision for the museum is now," she said, "and I have to say that there's no need to change from what Wally's vision was. He worked hard and brought people together and made the museum what it is. Now it's time to build on that vision and refine it. Not change it, but take it to the next level."

Music and History on Display at Conference Opening Ceremony

When ABANA was formed at a "Blacksmiths' Convention" held March 16-17, 1973 at the Westville Village, Georgia, folklorist and writer Fred Fussell was part of the meeting. Fussell also had a son, Jake, who accompanied him on documentary fieldwork projects throughout the South, studying traditional music. Jake also knew and remembers many of the original ABANA founders.

Today, Fussell and his partner Jamison Hollister will play from 5pm until 6pm prior to the 2010 ABANA Conference Opening Ceremony on Wednesday, June 2, at 6:00pm. Both have long, deep musical experiences and have learned from some of the great blues artists.

Fire Your Forge Today!

- Proven Design
- Efficient -Reaches 2350°
- Versatile • Portable

Many Models Available



Call for Free Catalog
800-446-6498



Whisper Daddy Model #2
w/open end ports
3-Burner blacksmith forge
Firebox 6" x 12" x 9"
3" x 2" End Ports



NC Tool Co, Inc.
6133 Hunt Road
Pleasant Garden, NC 27313
(336) 674-5654

Iron: Twenty Ten Reception at the National Ornamental Metal Museum

A special ABANA reception will be held Thursday, June 3 from 6:00pm – 9:00pm at the National Ornamental Metal Museum. Enjoy beer and wine at the reception while you view the new exhibition, Iron: Twenty Ten.

The exhibition displays some of the finest contemporary blacksmithing. Employing both traditional and innovative approaches, the selected work demonstrates the breadth of ideas and depth of talent found in American blacksmithing today.

Bus transportation from the Agricenter International to the museum begins at 4:00pm. Buses will drive a circuit from the Agricenter to the Metal Museum, then to Beale Street, and then back to the Agricenter. A bus ticket is \$10 and is good all night. Bus service ends at Midnight with drop-off at the Agricenter. The last Metal Museum pickup is at 9:30pm and the last Beale Street pickup is at 11:30pm. A detailed schedule will be posted.

If you are driving, see the driving directions below.

Driving Directions from Agricenter International to the National Ornamental Metal Museum

Agricenter International

7777 Walnut Grove Rd, Memphis, TN 38120

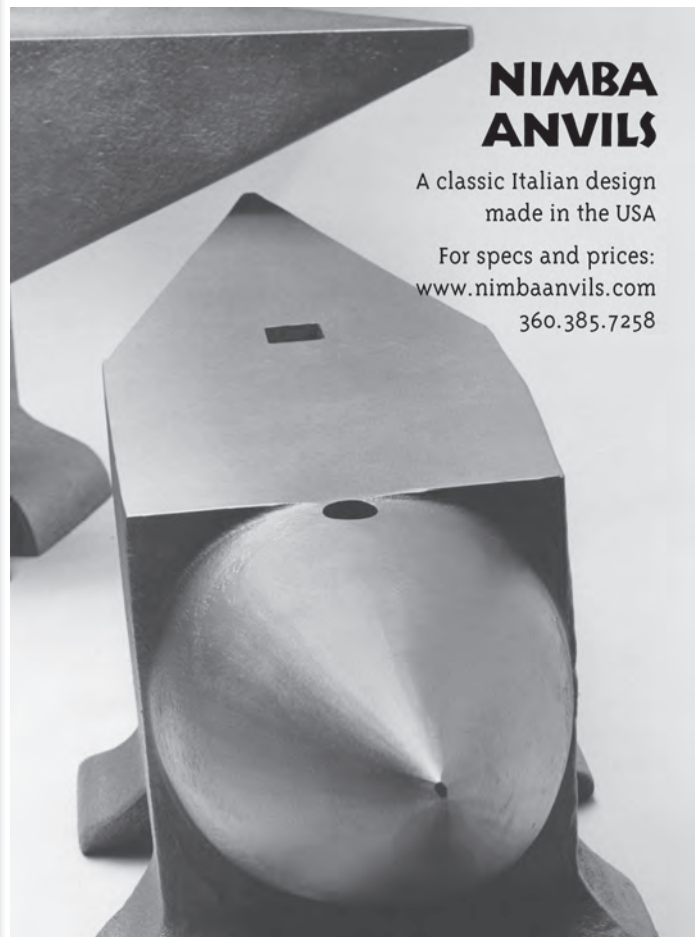
1. Head east on Walnut Grove Rd 0.2 mi
2. Take the ramp onto S Germantown Pkwy/TN-177 S
Continue to follow TN-177 S..... 2.8 mi
3. Turn right at W Farmington Blvd 0.3 mi
4. Take the 1st right onto Poplar Ave/TN-57
W/US-72 W 3.4 mi
5. Merge onto I-240 W via the ramp on the left
to Jackson Miss 10.0 mi
6. Take exit 25B on the left for I-55 N toward
St Louis 0.3 mi
7. Keep left at the fork to continue toward I-55 N
and merge onto I-55 N..... 5.8 mi
8. Take the exit onto I-55 N/US-61 N
toward St Louis/Little Rock..... 0.4 m
9. Take exit 12C toward Metal Museum Dr 390 ft
10. Merge onto Delaware St..... 0.2 mi
11. Delaware St turns right and becomes Metal
Museum Dr
Destination will be on the right..... 0.1 mi

**National Ornamental Metal Museum
374 Metal Museum Drive
Memphis, TN 38106**

2010 ABANA Conference Vendors

ABANA is pleased to have the support of several important vendors at the 2010 ABANA Conference. The vendors include:

Anyang USA
Big Blu Hammers
Blacksmiths Depot
Blacksmith Supply, LLC
Blue Moon Press
Five Points Blacksmith Shop
Iron Kiss Hammers, LLC
King Architectural Metals
NC Tool Co., Inc.
Nimba Anvils
Pieh Tool Co., Inc.
Rapid City Convention & Visitors Bureau
Scrub Oak Forge
Skipjack Press & Astragal Press
Wisconsin Woodchuck, LLC



NIMBA ANVILS

A classic Italian design
made in the USA

For specs and prices:
www.nimbaanvils.com

360.385.7258

ABANA Thanks 2010 Conference Volunteers

Putting on the 2010 ABANA Conference is a huge undertaking – one that would not be possible without the dedication, time, and energy of many committed volunteers. ABANA thanks the following volunteers who made this event possible:

Double Task Volunteers and Set-Up Crew

Charlie Bateman
Myron Hansen - Ring project
Pat McCarty
Steve Parker

Set-Up Crew

Roger Degner
James Fecteau
Stephen Gensheimer
John Golightly
Rob Murray

Nathan Robertson
Ralph Sproul
Rich Waugh
Nick Willoughby

Other Crew

Bill Clemens
Jason Pidcock
David Ponsler
Tom Schertz, IVBA President
Charles Warren
Richard Carr (RBFC)
Marrin Fleet (RBFC)
Glen Fodale (RBFC)
Bob Rogers (RBFC)
Mike Spiotta (RBFC)
Jim Strickland (RBFC)
Mike Talbot (RBFC)
Jed Wallace (RBFC)
Jeff Whallen (RBFC)

Two-Hour Volunteers

Lorri Amidon
Al Bakke
Bruce Bannerman
Gerald Brostek
Rachel David
Bill and Diana Davis
Norb Delph
Betty Edwards
Chuck Everitt
Toby Hickman
Chris Holt
Bill McMillon
Vincent Nakovics
John Schmidt
Cathee Speaks
John Steele
John Tanner
Jay & Kay Thomas
Bettina Wehner
Jerry Wolfe

BLACKSMITHS DEPOT



Anvils



Gas Forges



Tongs



Hammers



Spring Swages

Professional Quality Tools for the Blacksmith
Wide Selection

See our work at

www.customforgedhardware.com

[www. Blacksmithsdepot.com](http://www.Blacksmithsdepot.com)

Kayne and Son

100 Daniel Ridge Road Candler, NC 28715 U.S.A

Phone: 828 667-8868 Fax: 828 665-8303

International Shipping available

Inquiries welcome



Yesteryear SCHOOL OF BLACKSMITHING

- 2010 Instructors:
- Mike Tanner
 - Kim Thomas
 - David Tucciarone
 - Jerry Darnell
 - Mark Gardner
 - Mindy Gardner
 - Elmer Roush
 - Alwin Wagener
 - Doug Merkel
 - Brian Brazeal
- Affordable Weekend Classes
 - Student Centered Instruction
 - Small Class Sizes
 - Online Registration
 - Custom Tooling
 - Online Store
 - FREE 1 Day Novice Classes
 - Beginner to Advanced Class Opportunities

www.yesteryearschool.com

Contact Us: 15421 Five Forks Rd. Amelia VA 434.390.6203
www.yesteryearschool.com info@yesteryearschool.com

ABANA Benefit Program

We 'd like to offer you the tools you need and give you the protection you deserve.

ABANA's Benefit Program offers:

Select Medical

Dental

Vision

Universal Life Insurance

Term Life Insurance



To learn more about the products listed here

◆ Call 866-893-1167 ◆ visit www.abana.org ◆ email us at abanabenefits@tpins.com

Alex W. Bealer Award

WINNER

To be announced at the conference!

HISTORY

Alex Bealer's favorite tool was not a hammer but a froe, and when he had his fatal heart attack he was using a froe to split shingles, one of his favorite pastimes.

PURPOSE

The purpose of the award is to honor the recipient for "service to the field of blacksmithing." This covers a broad range and is not only service to ABANA (though that would not be discouraged) but serves to keep Alex Bealer's name alive in the blacksmithing world.

CRITERIA FOR RECIPIENT

The Bealer Award Committee looks for

people who have served in the field of blacksmithing and made a significant impact and contribution, viewed from a long range of time. There is a quasi-historical perspective to see how the recipient has helped the field of blacksmithing progress, grow, and develop. It is not awarded to the most popular person in the field on a given year, nor is it something someone can try to "win." The award is earned and time is the key to showing who the candidates should be. The award is given when the ABANA Board of Directors deems it appropriate and the Board follows the committee's recommendations of awarding it once a year although the Board could present the award more or less often. The Alex Bealer Award is the most significant and prestigious award given by ABANA.

Bealer Award Display

This display in the 2010 conference gallery will feature the awards made since the last ABANA conferences. These three recipients have agreed to loan their froes for display. Featured will be the awards given to Helmut Hillenkamp, Tom Clark and Bill Callaway.

A banner listing all past Bealer award winners will also be part of the display. Other past winners have indicated that they may be bringing their awards for display as well.

Blacksmith Heritage Award

WINNER

The 2010 ABANA Blacksmith Heritage Award recipient is Dollywood, the Dollywood Blacksmith Shop – John Fuller, Master Craftsman, and the Herschend Family of Businesses. Over many years the blacksmith shop at Dollywood introduced blacksmithing to the public – literally tens or hundreds of thousands of people come through Dollywood. The live demonstrations and classes they taught provided interface with general public in way that ABANA and affiliate groups are not able to.

HISTORY

Peyton Anderson, the 2009 Public Relations Committee Chair, proposed that the ABANA Board of Directors create the ABANA Blacksmith Heritage Award. The award was suggested by committee member Linda Tanner.

PURPOSE

The purpose of the award is to honor the recipient for "service to the community by increasing the public knowledge and awareness of blacksmithing." This award is not given for service to ABANA itself, though that would not be discouraged. The award recognizes those organizations and the key individual(s) who lead them for their efforts to keep the Blacksmith's Heritage in the eye of the public at large.

CRITERIA FOR RECIPIENT

The ABANA Blacksmith Heritage Award Committee looks for organizations and the key individual(s) who lead them that have served in the field of promoting an increased public knowledge and awareness of blacksmithing and made a significant impact and contribution, viewed from a long range of time. The award is given when the ABANA Board of Directors deems it appropriate. Generally, the Board follows the committee's recommendations and awards it once a year although the Board could present the award more or less often.



ABANA Board Meeting and Roundtables Explore Key Issues

The ABANA 2010 Conference is an opportunity for ABANA leaders and members to discuss many issues and new programs to advance blacksmithing. Below is a list of some of the meetings happening during the conference. ABANA members are welcome to attend any of them. See the conference schedule on page 14 for times and dates of these meetings.

ABANA Board of Directors Meeting

The ABANA Board of Directors will meet to discuss organizational business. This meeting is open to the membership, and you are encouraged to attend to listen and be a part of your organization!

Affiliate Leadership Roundtable with ABANA Board of Directors

This is an opportunity for the Board to hear from the leadership of the ABANA affiliates on what is important for ABANA to work towards to better

serve the affiliates, and to also have the affiliates better serve ABANA. The affiliates are the greatest resource we have, and this is the time to get direction for the future of ABANA, the affiliates, and blacksmithing in general.

Affiliate Newsletter Editors Roundtable

We will meet and share ideas on how different affiliates go about their editing process by discussing the programs, process, and general running of such an important resource. We will also brainstorm on how we can better communicate with each other and how we can share information in this age of the internet. All editors are encouraged to stop by and share with us something that you are doing. We can all learn something new from everyone present!

Affiliate Liaison Roundtable (Review of Survey Data)

Using the data from the recent Affiliate

Survey we will pinpoint “hot topics” of discussion and discuss some real ways to solve the issues at hand. We will be relying on those present to help us brainstorm on the best path to move forward for the betterment of all involved.

ABANA Journeymen’s Program Roundtable

The ABANA Journeymen’s Committee is putting together a national education curriculum. The purpose is to provide the affiliate chapters and all teachers with an outline they can use for their education programs.

The program will include certificates of completion for each level. We are in discussions with NOMMA to have access to its members who would like to have journeymen available for their shops. Now is the time to join in on the discussion and help formulate this program.



Experience Southern Appalachia as recorded, photographed, and documented by the students of Rabun County, GA, and shared with the world through *The Foxfire Magazine* and *The Foxfire Book* volumes. Over 40 years ago, a group of high school students took an interest in their heritage and preserved a truly unique American culture. Come see the legacy they have created in honor of their neighbors and ancestors.



Take US 441 to Mountain City, GA. Turn onto Black Rock Mountain Parkway. About one mile up, follow the brown signs to Foxfire Lane.

Monday – Saturday
8:30 a.m. – 4:30 p.m.
www.foxfire.org
(706) 746-5828



Foxfire

The Foxfire Museum is a collection of over 20 log structures (dating back as far as the 1820s) and countless other artifacts from the early era of settlement in the Appalachian Mountains—all gathered by local high school students collecting information from their families, neighbors, and friends for *The Foxfire Magazine* since 1966. The Museum also has a truly unique gift shop, featuring Foxfire and related books, traditional regional crafts, pottery, and more.

The Foxfire Magazine has been in continuous publication by the high school students of Rabun County since 1966. Looking back into their own unique heritage through the eyes of the elders in their local community, these students have preserved the culture of Southern Appalachia and shared it with the world.



Workshops on Freehand Drawing/Design Principles

Eden Sanders will teach workshops on freehand drawing and design principles to help anyone who wants to learn more about these important skills. See the conference schedule on page 14 for times and dates for these meetings.

Freehand Drawing Workshop

This workshop is for those who think they can not draw, or are afraid to try. Participants will try various non-threatening tools for representing objects on paper. Take some new sketching tools home and begin sketching on your own. Voluntary contributions of \$5 per person are encouraged to cover the cost of materials.

Design Principles Workshop

If you don't think you could ever design anything on your own, this workshop is constructed to lead you, step-by-step, to another perspective. Learn why you like what you like and how to discover sources for your own designs. We will talk about basic design principles represented by photos of blacksmith work.

Sweep Up Knowledge at Broom Making Class

Jeff and Brooke Mohr are leading a class, "Broom Making for the Blacksmith." They have been tying brooms since 1976 and Jeff has been forging since 1981. You will learn how to tie a broom on an iron handle to go with your fireplace sets. Bring a sharp knife. If you don't have one, one will be provided. Broom making supplies and videos will also be available for sale. The material fee is \$25 per person, and the class is limited to 15 students. See the conference schedule on page 14 for times and dates for these meetings.

Austin Metal Authority Discusses Creation of "Hydra City" Sculpture

The Austin Metal Authority (AMA) is a group of seven blacksmiths based in Austin, Texas. Members of the AMA will discuss the creation of "Hydra City," a 3 x 5-foot sculpture comprised of seven Hydra heads towering over a burning steel city. Initially started as a way to demonstrate blacksmithing at the Austin Maker Faire, this project became a two-year collaborative investment. They will share the interesting techniques they used in the creation of this project, as well as discuss the joys and missteps of the collaborative process.

The discussion will be held at Noon on Saturday, June 5 in the Amphitheater.



Penland Iron

Fall 2010 September 26 – November 19

The Skills of a Blacksmith with Mark Aspery

This class is about mastering the fundamentals of blacksmithing with an emphasis on hand-hammering technique.

Spring 2011 March 13 – May 6

Miss Betty's Red Hot Variety Show with Elizabeth Brim

This class will cover traditional techniques and innovative processes leading to original steel sculptures.

Complete information available online or call for catalog.

Penland School of Crafts

Helping people live creative lives

www.penland.org • 828-765-2359

SkipJack Press & Astragal Press

Visit us in the Vendor Area at the 2010 ABANA Conference!



Blacksmithing and Metalsmithing
Books for Direction and Inspiration

Visit www.astragalpress.com

or call (866) 543-3045
to place an order.



Proud to be
an ABANA Partner.




CAD Demonstrations to Show How To Create Design Elements for Sculpture and Architectural Projects

See how CAD (computer aided design) can enhance your ability to create designs for any forged, cast, or cut-and-weld project. Do you have an item you would like to see developed in CAD? Bring it to one of the two CAD demonstrations. Other items to be covered at the demonstration include:

- How to import photos, scale full size, and trace design elements for incorporation into a CAD drawing.
- How to create free form scrolls and other designs and stretch and shape them to the desired contour.
- How to create a library of designs that can be later inserted and reshaped to meet the requirements of a new project.
- How to simulate forging and gate installation on the screen using CAD.
- How to take a finished drawing and superimpose it on a photo for demo purposes.
- How to easily field measure odd angles and radii without making templates.
- How to use “gradients” and “hatches” to add texture and color to your work.

Two CAD demonstrations will be offered during the 2010 ABANA Conference:
Thursday, June 3, 2010 – 10:00 – 11:30am
Friday, June 4, 2010 – 10:00 – 11:30am

**LEARN
BLACKSMITHING
IN A
PROFESSIONAL
BLACKSMITH SHOP
AT THE BASE OF THE
WYOMING BIG HORN
MOUNTAINS**

**CLASSES
FOR THE**  **BEGINNER,
TOOLMAKER,
JOURNEYMAN**

**FORGING SINCE 1976
DAVID W. OSMUNDSEN**

**TELEPHONE (307) 684 2338
www.arrowheadforge.com**

Blacksmith Supply

Modern Tools for the Modern Blacksmith

Kevlar Gloves
Tom Tongs
Off Center Tongs
Open/Close Face Swages
Swedish Style Hammers
German Style Hammers
French Style Hammers
NC Propane Forges
Anvils
Gilder's Paste Paint
Center Finding Rules

Stanley Tape Measures
Stainless Steel Rulers
Transfer Punch Sets
Letter/Number Punch Sets
Flap Disk
Cutoff Wheel
Sanding/Grinding Disk
Chisels
Vise Grips
Block Brushes
Handle Brushes

Brass Brushes
Candle Cups
Fire Place Shovel Blanks
Monkey Tool Sets
Aviation Snips
Silver Marking Pencils
Lamp Parts
Brass Sheet
Safety Supplies
Blacksmith Videos/DVD's
...and much more!

www.blacksmithsupply.com

P.O. Box 3766 - Chester, VA 23836 1-877-387-6268

Check out our line of Traditional European Style Anvils at WWW.EUROANVILS.NET

Blacksmiths Link Russia and United States By Building a "Bench of Friendship"

Photo Display in Gallery Tells the Story

On December 13, 2007, thirteen blacksmiths from the Ural Mountains of Siberia finished the framework on a hand-wrought "Bench of Friendship." The bench was a gift from the people of Russia to the people of America in honor of the 200th anniversary of U.S.-Russian diplomatic relations.

For the blacksmiths, however, the bench was much more than a commemorative gift. It was a symbol that the time had come for us to forge feelings between us, and that the efforts of ordinary people would be enough to do that.

In the fall of 2007 work began on the bench. The men worked nights, for almost four months to finish it. They worked with heavy scrap metal from local factories and used only traditional methods. As word got out about the bench, people from all over the Urals began showing up at the forge to see the wonder and take a turn pounding on it. No one was turned away.

The heart of the bench is a working toy modeled after the oldest wooden toy in Russia: a bear and a blacksmith hammering on an anvil. The bench arrived in Boston in 2009 and was taken to Peacefield, the family homestead of President John Adams. His son, John Quincy, was our first

CLAY SPENCER TO OFFER TIRE HAMMER PLANS

Clay Spencer will be on hand at the 2010 ABANA Conference with plans for a 50-pound power hammer that uses the rear axle and hub from a front wheel drive car and emergency spare tire and weighs about 700 pounds. It is powered by a 1 horsepower, 1,750 rpm electric motor, 120 or 240 volts, runs about 250 blows per minute, and uses a spring toggle mechanism similar to Little Giant hammers.

Spencer calls it the "Ray Clontz Tire Hammer" because Clontz is the person who created it.

The anvil is 6 inches solid round (minimum size) by 36 inches high and the frame is 5-inch square tubing. The plans are 40 pages, printed front and back on 20 sheets that include a parts list, detail and assembly drawings, sources, notes, installation, adjustments, and maintenance.

Over 200 hammers have been built using these plans. The price is \$30US including postage to US and Canada, \$32US to other countries. Send check or money order to Clay Spencer, 73 Penniston Private Drive, Somerville, AL 35670. Tel: (256) 498-1498 or e-mail clay@tirehammer.com for info. Also, Clay leads workshops for chapters or groups to build 15 to 20 hammers and has Tire Hammers for sale.

ambassador to Russia.

On July 14, 2009, exactly 200 years after the first Russian diplomat, Andrei Dashkov, arrived in America, the Bench of Friendship was dedicated in the Lakes Region of New Hampshire. Its winter home is at the Gilman Library garden in Alton. The town of Wolfeboro, NH, the Oldest Summer Resort in America, hosts the bench during the summer months where tens of thousands of tourists vacation. The bench sits at the town docks overlooking Lake Winnepesaukee and has been dubbed, "the best seat in town."

Of all the elements of the bench, the hand rings proved the most difficult to make right. They were redone more than a half dozen times until, as the blacksmiths put it, "their souls were satisfied."

Residents of Alton launched an initiative to turn the land next to the town library into a public garden whose centerpiece is the bench. During the fall, winter, and spring, the bench resides at the library garden.

The Bench of Friendship photo display can be seen in the gallery throughout the 2010 ABANA Conference.

A Blacksmith's Journey Across Europe

Jacob Lefton spent May-November 2009 traveling across Europe visiting blacksmithing festivals and working at different forges across the continent as a journeyman blacksmith. He started with one e-mail contact and found uncountable numbers of friendly and enthusiastic blacksmiths willing to take him in and train him.

Lefton will deliver a presentation that is a slice of the modern European blacksmithing scene from countries as diverse as Ukraine, Finland, Italy, and England. Photographs of the blacksmiths, their workshops, and their work, along with stories of travel and cultural experiences will make for an educational and entertaining presentation.

His presentation will be offered on Thursday, June 3, from 9:00pm - 10:00pm and on Friday, June 4, from 10:00am - 11:00am in the Amphitheater.

in Santa Fe



TURLEY FORGE

Blacksmithing School

3 weeks or 6 days

www.turleyforge.com *** Ph 505-471-8608

Janette Willman Teaches Three Family Program Classes

Janette Willman, who has taught family programs at two previous ABANA conferences in LaCrosse, WI and Richmond, IN, is teaching three classes at the 2010 ABANA Conference. They include:

English Paper Piecing/Grandmother's Flower Garden

English paper piecing is a fast and easy way to cover die cut paper shapes with fabric and then stitch the covered pieces onto a quilt block. In this class, a small grandmother's flower garden block will be made to be used for a pin cushion, be framed, appliqued onto a quilt. All examples will be shown in the class. All supplies will be furnished, however, if you have a pair of scissors, please bring them to this class. Additional kits will be available.

Class limit-20

cost of class-\$10.00

Friday 9:30-12:00

Class will be held in Dome 1

Pieced Applique Quilt Block

This is a beautiful 6-inch quilt block that is so easy and will be perfect when completed. Minimal sewing required. This block is suitable for framing or can make additional blocks to use as a table topper. Please bring scissors if you have them available. Additional kits will be available to purchase. All supplies provided.

Class limit 20

cost of class \$15.00

Thursday 9:30-12:00

Class will be held in

"Make It/Take It" Clever Coaster

An easy project to be used as a cup/glass coaster or hot pad. It can be completed in less than one hour, and makes a great favor for wedding and baby shower guests. All supplies provided

No limit of class size

cost of class \$10.00

project can be done anytime between

1:00 and 3:00 on Thursday

Class will be held in Dome 1

Willman started quilting in 1983 when taking a class at School of Homestead Living at Bob Evans Farm in Rio Grande, OH. In 1997 she started a home-based business, "Patches and Classes," in a basement classroom. She actively taught quilting classes for eight years and since then conducts freelance lectures and classes to quilt guilds.

After being a floral designer for 30 years, she and her husband are now enjoying all the freedom of being retired.



**NEW ENGLAND
SCHOOL OF
METALWORK**

2010 Summer Session

Randy McDaniel - Forge Welding
Susan Madacsi - Botanical basics
Christoph Deringer—Integral Blades
Darryl Nelson - Forged Animal Heads
Jeff Mohr - Hearth Tools
Ira DeKoven - Copper/Enamel
Ric Furrer - Wootz Steel Production
Eric Ziner - Flora and Fauna
Greg Neely - Handles and Guards
Green Foundry - Bronze / Iron Casting

Blacksmithing, Bladesmithing, Casting

EAT AND SLEEP METALWORKING!

**NOW OFFERING ONSITE DORM ROOMS and
KITCHEN !!!**

VERY AFFORDABLE RATES!!

www.newenglandschoolofmetalwork.com

CHILE FORGE
Harness the Power of Fire


**We lead the pack in
satisfied customers**

"I did in 45 minutes what used to take me
3 hours in my coal forge" - Wayne Byrd

"the forge is worth every penny"
-Donald Griffin

"This is the forge I should have bought
the first time" -Joe Travieso

Tabasco Forge
Length 12"
Forge openings
3.5"H x 7"W
Front & Back



See our full line of forges at chileforge.com
(520) 312-0000

ABANA 2010 Conference Schedule

Wednesday, June 2, 2010

8:00am – Noon	Office Open for Crew, Volunteers Vendors, and Tailgaters	Conference Office
Noon – 9:00pm	Office Open for Registration	Conference Office
5:00pm – 6:00 pm	Country Music Overture	Amphitheater
6:00pm – 8:00 pm	Opening Ceremonies	Amphitheater
8:00pm – 11:00 pm	Demonstrations (see back cover for details)	Demo Tents

Thursday, June 3, 2010

8:00am – 8:00pm	Conference Office Open	Conference Office
8:30am – 11:30am	Demonstrations (see back cover for details)	Demo Tents
8:30am – 11:30am	Broom Making Class	Dome
9:30am – Noon	Family Program - Pieced Appliqué Quilt Block	Dome
10:00am – 11:30am	Computer-Aided Design Demonstration	Banquet Room
Noon – 1:00 pm	Slide Wars	Amphitheater
Noon – 9:00pm	ABANA Gallery Open	Gallery
1:00pm – 3:00pm	Family Program – Make It/Take It Clever Coaster	Dome
1:00pm – 4:00pm	Demonstrations (see back cover for details)	Demo Tents
2:00pm – 4:00pm	Photography Seminar - Session 1	Banquet Room
2:30pm – 4:00pm	The Business of Craft Roundtable	Amphitheater
4:00pm – Midnight	Bus Service to Metal Museum and Beale St.	Agricenter Entrance
4:30pm – 5:00pm	Iron in the Hat	Iron in the Hat Stand
6:00pm – 9:00pm	Iron: Twenty Ten Reception	Metal Museum
7:00pm – 10:00pm	Demonstrations (see back cover for details)	Demo Tents
9:00pm – 10:00 pm	Photo Journal – Jacob Lefton	Amphitheater
9:30pm	Last bus pickup at Metal Museum	Metal Museum
11:30pm	Last bus pickup at Beale Street	Beale Street

Friday, June 4, 2010

8:00am – 8:00pm	Conference Office Open	Conference Office
8:30am – 11:30am	Demonstrations (see back cover for details)	Demo Tents

8:30am – 11:30am	Broom Making Class	Dome
9:30 – Noon	Family Program – English Paper Piercing And Grandmother's Flower Garden	Dome
10:00am – 11:30am	Computer-Aided Design Demonstration	Banquet Room
10:00am – 11:00am	Photo Journal – Jacob Lefton	Amphitheater
Noon – 9:00pm	ABANA Gallery Open	Gallery
1:00pm – 4:00pm	Demonstrations (see back cover for details)	Demo Tents
1:00pm – 4:00pm	Freehand Drawing Workshop	Banquet Room
1:00pm – 4:00pm	Broom Making Class	Dome
1:00pm – 4:00pm	Affiliate Liaison Roundtable	Amphitheater
2 :30pm – 4:00pm	Affiliate Officers/ABANA Board Roundtable	Amphitheater
4:30pm – 5:00pm	Iron in the Hat	Iron in the Hat Stand
6:00pm – 9:00pm	Public Reception	Gallery
6:30pm – 8:00pm	Heat Treating & Metallurgy	Amphitheater
7:00pm – 10:00pm	Demonstrations (see back cover for details)	Demo Tents
9:00pm – 10:00pm	ABANA General Membership Meeting	Amphitheater
10:00pm – 11:00pm	ABANA Board of Directors Meeting	Amphitheater

Saturday, June 5, 2010

8:00am – 5:00pm	Conference Office Open	Conference Office
8:30am – 11:30am	Demonstrations (see back cover for details)	Demo Tents
8:30am – 11:30am	Broom Making Class	Dome
8:30am – 10:30am	Photography Seminar - Session 2	Banquet Room
9:00am – 6:00pm	ABANA Gallery Open	Gallery
10:30am – 11:30am	Newsletter Editors Roundtable	Banquet Room
11:30am - Noon	Iron in the Hat	Iron in the Hat Stand
Noon – 1:00pm	Hydra City Sculpture Display/Discussion	Amphitheater
1:00pm – 4:00pm	Demonstrations (see back cover for details)	Demo Tents
1:00pm – 4:00pm	Design Principles for Blacksmiths Workshop	Banquet Room
4:00pm – 6:00pm	Memphis Style Barbecue Banquet	Dome
6:00pm – 6:30pm	Major Iron in the Hat	Dome
6:30pm – Midnight	Auction and Closing Ceremonies	Amphitheater

ABANA Conference Sponsors

Clay Spencer Tire Hammer – for IITH Labor donated by Clay Spencer. Materials donated by Louisiana Metalsmiths Association and Rome Hutchings
 Nimba Anvil – for IITH Nimba Anvils
 “BAM Box” – for IITH..... Box donated by Pat McCarty, special conference hammer by Nathan Robertson of Jack Pine Forge. Additional sponsorships by The Badger Blacksmith Rat Hole Forge 250 lb. Anvil – for the auction... Steve Fontanini & Rat Hole Forge
 Coal for the Forges..... Blacksmiths Depot / Kayne & Sons
 Hand tools for the Demo & Teaching Tents Blacksmith Supply – John Elliott
 A/V Support A generous discount has been granted by Open Road Technologies / Memphis
 Power Hammers for Demo..... BIG BLU Hammer Manufacturing Company
 Anyang USA – James Johnson
 Bob Alexander & Phil Cox
 Forges for Demo Stephen Gensheimer

Sponsors of Conference Venues and Activities

Demo Tent 1 Blacksmith Guild of Virginia
 Demo Tent 2 Balcones Forge, Texas
 Demo Tent 3 Louisiana Metalsmiths Association
 Teaching Area (Tent 4) Bill Gichner Memorial Hammer-in Demonstrator
 MARK ASPERY (of CA) California Blacksmith Association Demonstrator
 DAN BOONE (of VA) Central Virginia Blacksmith Guild Demonstrator
 DARRYL NELSON (of WA) Saltfork Craftsmen, Oklahoma Demonstrator
 STEVE PARKER (of IL) Illinois Valley Blacksmith Association Demonstrator
 TOM LATANTE (of WI) Guild of Metalsmiths, MN Demonstrator
 TSUR SADAN (of Israel) Dakota Artist Blacksmith’s Assoc. Demonstrator
 AMIT HAR-LEV (of Israel) Big Blu Hammer Mfg. Co. Demonstrator
 SHELLY THOMAS (of the UK) .Mid-Atlantic Smiths Assoc., MD
 Gallery Reception Pittsburgh Area Artist-Blacksmiths Association, Western Reserve Blacksmiths Association & Appalachian Blacksmiths Association (courtesy of Chris Holt & John Steel)
 Registration Area Alex Bealer Blacksmith Association
 The Wrought Iron Anvil Artist Supplies & Products - David Wareham

Support Crews

The River Bluff Forge Council of Memphis has graciously volunteered its support. We have also enjoyed the support of the National Ornamental Metal Museum and the Keeler Brothers Iron Works in Memphis. But many more volunteers will be needed! Check at the Conference Office.

THE NEW **BIG BLU** IMPROVED **MAX**

MAXIMUM POWER MAXIMUM VALUE
ASK FOR “THE MAX”

BLU MAX 110 \$5295 USD FOB

BLU MAX 155 \$6295 USD FOB



Authorized Dealer
Ingersoll-Rand
 Air Compressors

Big BLU Hammer Mfg. Co.

3308 Frank Whisnant Rd., Morganton, NC
 Phone : 828- 437- 5348 - FAX: 828- 437- 9217

www.BigBluHammer.com

ABANA 2010 Conference Demonstrator Schedule

Site Location	Wed 8:00PM	Thur 8:30AM	Thur 1:00PM	Thur 7:00PM	Fri 8:30AM	Fri 1:00PM	Fri 7:00PM	Sat 8:30AM	Sat 1:00PM
Tent 1 Powerhammer	Steve Parker	Phil Cox	Steve Parker	TBA	Steve Parker	Phil Cox	Darryll Nelson	Phil Cox	TBA
Tent 2 Anyang	Shelley Thomas	Dan Boone	Dan Nauman	Mark Aspery	Dan Boone	Dan Nauman	Shelley Thomas	Shelley Thomas	TBA
Tent 3 Big Blu	Joe Anderson Sculpture	Tsur Sadan	Amit Har-Lev	Joe Anderson Kitchen	Amit Har-Lev	Tsur Sadan	Joe Anderson Sculpture	Tsur Sadan	Amit Har-Lev
Tent 4 Teaching	Dan Nauman	Gerald Boggs	Darryl Nelson	TBA	Mark Aspery	Gerald Boggs	TBA	Darryl Nelson	Mark Asprey
Tent 5	POMMS	POMMS	POMMS	POMMS	POMMS	POMMS	POMMS	POMMS	POMMS
Workers Tent	Ring Project	Ring Project	Ring Project	Ring Project	Ring Project	Ring Project	Ring Project	Ring Project	Ring Project

Note: Times are subject to change, check daily with Registration, Hospitality, or the site Bulletin Board.

- Joe Anderson (NC) Demo — kitchenware and sculpture
- Mark Aspery (CA) Demo — tool making
- Dan Boone (VA) Demo — tooling and techniques for making his signature dragon heads and other products
- Phil Cox (MO) Demo — mechanical and air power hammers and checking used hammers and rebuilding them
- Amit Har-Lev and Tsur Sadan (Israel) — Demo as a team, striking, slitting and punching
- Dan Nauman (WI) Demo — repoussé
- Darryl Nelson (WA) Demo — direct sculpture in steel forging a bear head
- Steve Parker (IL) Demo — power hammer tools and forging
- Shelley Thomas (England) Demo — twisting tube, etc. for furniture making
- POMMS -- Tom Latane will head up the "Patient Order of Meticulous Metalsmiths" — Tina Chisena, Carl Close, Michael McCarthy and Peter Renzetti, forging a lock during the conference